

The Children's Service: Performance Monitoring VULNERABLE CHILDREN & YOUNG PEOPLE

Date of Review:

 Target Not Met/Action Not Achieved

 To Be Kept Under Review

 Target Met/Action Achieved

Projects and Action

CL = Changing Lives - The Haringey Children and Young Peoples Plan

Ref	Target	Reference/ Planning Documents/Actions	Key Contacts	Comments		RAG
				1st Quarter Apr 06 - Jun 06 (reporting end July 06)		
	PRIORITY ONE – We will improve outcomes for vulnerable children and young people through implementing strategies that will ensue earlier intervention. Specifically we will:					
(CL)P1.1	Establish three geographical Children's Networks by 2007 to deliver better integrated services to children, young people and their families closer to where they live, creating a "team around the child" ensuring earlier intervention, and developing the capacity of universal services especially schools.	Children's Network Project documentation	RS/JD /DS/AB			
(CL)P1.2	Establish 18 Children's Centres by April 2008 that provide multi-agency early intervention and preventative strategies for young children.	Children's Network Project documentation	DS/IB			
(CL)P1.3	Implement a Family Support Strategy that includes greater levels of resource to support parents of children and young people of all ages by 2007. This will also improve access to sources of information, advice, guidance and support. See priority 4 – Be Healthy.	Children's Network Project documentation	DS			
(CL)P1.4	Implement an information sharing protocol, together with training, that enables the sharing of information between agencies that contributes to improvements in services to children and young.	Children's Network Project documentation	RS/JD			
(CL)P1.5	Implement the Common Assessment Framework (CAF) and lead professional guidance across Haringey by 2007. The CAF is designed to help us to identify earlier children and young people who need support from more than one agency. The lead professional will ensure that the support is managed efficiently. A pilot will begin in April 2006.	Children's Network Project documentation	RS/AB			
(CL)P1.6	Implement multi-agency strategic commissioning for children and young people that improves services and increases efficiency.	Children's Network Project documentation	CH			

VC Projects & Action

Ref	Target	Reference/ Planning Documents/Actions	Key Contacts	Comments		RAG
				1st Quarter Apr 06 - Jun 06 (reporting end July 06)		
(CL)P1.7	Ensure that specialist assessments are of high quality and delivered in a good timescale.	Children and Families Service Plan	CH			
	PRIORITY TWO – We will continue to improve life chances for looked after children and care leavers. Specifically we will:					
(CL)P2.1	Aim to achieve adoption and special guardianship for all those children for whom it is in their best interests.	Children and Families Service Plan See Stay Safe PI's - PAF C23, PAF B7	CH			
(CL)P2.2	Improve annual health checks and health planning for LAC, including the provision of sexual health advice.	Children and Families Service Plan See Be Healthy PI - PAF C19	CH			
(CL)P2.3	Reduce the number of looked after children and young people living more than twenty miles from Haringey by continuing to improve the supply and quality of local placements.	Children and Families Service Plan See Enjoy & Achieve PI - PAF C69, Stay Safe PI - PAF B7	CH			
(CL)P2.4	Reduce the number of conceptions under 18 for looked after young people and care leavers through targeted work with both the young people and their foster carers. See priority 7 in Be Healthy.	Children and Families Service Plan Teenage Pregnancy Action Plan	SuS/CH			
(CL)P2.5	Raise educational achievement. See priority 14 in Enjoy and Achieve.	SII Service Plan See Enjoy & Achieve PI's 1406, PAF A2, 1403, PAF C24	CH			
	PRIORITY THREE – We will improve outcomes for children and young people with disabilities.[1] Specifically we will:					
(CL)P3.1	Integrate all services to children and young people with disabilities and their families by 2008, including implementing the lead professional role, so that packages of care are improved and better able to meet needs.	Children and Families Service Plan C Network Project Plan	CH/PD			
(CL)P3.2	Improve the use and availability of respite care.	Children and Families Service Plan	CH			

VC Projects & Action

Ref	Target	Reference/ Planning Documents/Actions	Key Contacts	Comments		RAG
				1st Quarter Apr 06 - Jun 06 (reporting end July 06)		
(CL)P3.3	Establish additional and targeted provision in mainstream schools for children and young people with Autistic Spectrum Disorder, Asperger's Syndrome and sensory impairments – in line with timescales in the Building Schools for the Future Programme and the Primary Capital Programme - and continue to improve access to buildings year on year.	BSF Action Plans Capital Project Plans	PD/IB			
(CL)P3.4	Improve further the range of out-of-school activities for children and young people with disabilities, including specialist summer play schemes, and ensure that transport arrangements are effective in giving access.	Children and Families Service Plan and Play Service Plans	PD			
(CL)P3.5	Increase the participation of children and young people with disabilities and their parents in service planning and evaluation, and in all opportunities across the borough open to children and young people without disabilities.	Children and Families Service Plan and Participation Plan	JJ/PD			
(CL)P3.6	Ensure that all children and young people with disabilities have a transition plan to enable them to access appropriate adult services.	Children and Families Service Plan	PD			

The Children's Service: Performance Monitoring BE HEALTHY

Date of Review:

	Target Not Met/Action Not Achieved
	To Be Kept Under Review
	Target Met/Action Achieved

Performance Indicators

PAF/BV/ Local Ref	Description	Haringey	England	IPF Data	Haringey	April	Target	Comments	RAG
		2004/05	2004/05	2004/05	2005/06	2006	2006/07		
1047SC/ BV197	Number of conceptions amongst 15-17 year olds per 10,000 population	not recorded							
1047SC/ BV197	% change in number of conceptions amongst 15-17 year olds	not recorded		not applicable					
1041YJ	The referral of juveniles manifesting ACUTE mental health difficulties to Child and Adolescent Mental Health Services	Jan-Mar 05 100%	Jan-Mar 05 87.2%	Jan-Mar 05 100%	April-Jun 05 100%				
1041YJ	The referral of juveniles manifesting NON-ACUTE mental health difficulties to Child and Adolescent Mental Health Services	Jan-Mar 05 100%	Jan-Mar 05 91.2%	Jan-Mar 05 85.7%	April-Jun 05 100%				
1042YJ	Substance misuse: the proportion of young people with identified substance misuse needs who receive specialist assessment within 5 working days and, following the assessment, access the early intervention and treatment services they require within 10 working days	Data not recorded	Data not recorded	Data not recorded					
1040NT	Proportion of those in substance misuse treatment who are aged less than 18	Data not recorded	Data not recorded	Data not recorded					
BH(LAC)1 / PAF C19	The average of the percentages of children looked after who had been looked after continuously for at least 12 months, and who had their teeth checked by a dentist during the previous 12 months and had an annual health assessment during the previous 12 months.	77.2%	79.9%	78.4%	80		85		

The Children's Service: Performance Monitoring BE HEALTHY

Date of Review:

 Target Not Met/Action Not Achieved

 To Be Kept Under Review

 Target Met/Action Achieved

CL = Changing Lives - The Haringey Children and Young Peoples Plan

Projects and Action

Ref	Target	Reference/ Planning Documents/Actions	Key Contact	Comments	RAG
				1st Quarter Apr 06 - Jun 06 (reporting end July 06)	
	PRIORITY FOUR – We will reduce the number of still births and babies who die before their first birthday. Specifically we will:				
(CL)P4.1	Reduce the number of women who book late early for antenatal care; increase the number who start breast feeding from 64% in 2003/04 to 79% in 2006/07 and to 81% in 2007/08; reduce the number smoking in pregnancy from 11% in 2003/04 to 5% in 2007/08.	PCT Development Plans	CW		
(CL)P4.2	Improve support to families through the implementation of a wide-ranging Family Support Strategy, delivered by multi-agency teams working in Children's Centres and other settings, targeting support to the most vulnerable families..	C Network Project Plan	DS/RS		
	PRIORITY FIVE – We will promote healthier lifestyles to children, young people and parents. Specifically we will:				
(CL)P5.1	Enable children, young people and parents especially teenage parents, to make better choices about healthier lifestyles through improved information linked to opportunities for family learning.	PCT Development Plans SSI Service Plans	CW / JC		
(CL)P5.2	Reduce the number of children and young people with obesity by implementing the obesity strategy and by developing sport, leisure and recreational opportunities. See priority 13 in Enjoy and Achieve.	PCT Plans Sport and Physical Activity Strategy	CW		
(CL)P5.3	Ensure that all schools take part in the National Healthy School Programme and that half achieve the Healthy Schools accreditation level 3 by December 2007, with the remainder by 2009.	PCT Plan SSI Service Plan	JC		
(CL)P5.4	Improve the health of the most disadvantaged by targeting initiatives such as breakfast clubs, the 5 a day programme, the quality and nutritional value of school meals and by increasing the number of schools developing school travel plans and walking buses.	Travel Plans SSI Service Plans C Network Plan	JM / CMcK		

Ref	Target	Reference/ Planning Documents/Actions	Key Contact	Comments		RAG
				1st Quarter Apr 06 - Jun 06 (reporting end July 06)		
(CL)P5.5	Reduce the number of children and young people who take up smoking through direct school-based education programmes including peer mentoring, the implementation of smoke-free legislation (in 2007) and by working with Public Health and Environmental Services to support a crackdown on shops selling cigarettes to children.	PCT Plan SSI Service Plan	CW/MD			
(CL)P5.6	Reduce by 50% the number of children and young people who live in temporary and unsuitable accommodation by 2010	Housing	Hamid Khan			
	PRIORITY SIX – We will prevent young people from developing mental health problems by strengthening their emotional wellbeing and self esteem and improve services to those who have mental health needs. Specifically we will:					
(CL)P6.1	Reduce the number of children and young people being referred for emotional and behavioural difficulties and the number educated outside the school system by supporting schools to develop more effective school-based programmes that support emotional literacy and by strengthening the work of the integrated services to children and families.	PCT Development Plan SSI and C&F Service Plans	CW / SuS / CH			
(CL)P6.2	Improve the quality and timeliness of services for children and young people with mental health needs by delivering better focused treatment and by reducing year on year the number who require in-patient treatment, and work with young people to achieve a Kitemark for local mental health services.	PCT Development Plan	CW			
(CL)P6.3	Improve access to the Child and Adolescent Mental Health Services (CAMHS) through a single point of contact, and especially for children with learning difficulties.	PCT Development Plan C&F Service Plans	CW / CH			
(CL)P6.4	Achieve the Child and Adolescent Mental Health Services Standard in response to the action plan and as part of the implementation of the National Service Framework for Children, Young People and Maternity Services.	PCT Development Plan	CW			
	PRIORITY SEVEN - We will work with young people to reduce teenage conception rates in Haringey as part of a broader aim to improve sexual health. Specifically we will:					
(CL)P7.1	Reduce under-18 conception rates to 40 per 1,000 by 2007, 34 per 1,000 by 2009 and to 30 per 1,000 by 2010, and achieve a downward trend in under-16 rates, by improving access to sexual health and family planning services for young people. See priority 2 in Vulnerable Children & Young People.	PCT Development Plan SSI Service Plan	CW / SuS / CH			
(CL)P7.2	Improve the advice to children and young people on sex and relationships available in schools, community and youth settings through multi-agency programmes.	SSI Service Plan	SuS / MD			
(CL)P7.3	Provide targeted work through the Teenage Pregnancy Strategy and the Sexual Health Strategy, including one-to-one sessions for younger people at risk to improve their engagement with services, delay sexual activity and promote healthier choices.	SSI Service Plan PCT Development Plan	CW / SuS			

The Children's Service: Performance Monitoring

STAY SAFE

Date of Review:

 Target Not Met/Action Not Achieved

 To Be Kept Under Review

 Target Met/Action Achieved

Performance Indicators




PAF/BV/ Local Ref	Description	Haringey 2004/05	England 2004/05	IPF Data 2004/05	Haringey 2005/06	April 2006	Target 2006/07	Comments	RAG
2015SC/ CH141	Number of referrals of children per 10,000 population under 18	633	546		625		620		
2016SC / CH142	Percentage of children whose referral occurred within 12 months of a previous referral	34.8	20.8	17.2	26.1		22		
2017SC / CH143	Percentage of referrals of children in need that led to initial assessments	81.3	55.1	51.5	60.6		60		
2019SC / CH02	Initial child protection conferences per 10,000 population aged under 18	63	36	46	49.2		47		
2020Sc/ 1704	% Percentage of initial assessments within 7 working days of referral	56%	63.5	59%	50		63		
2021SC / CH145	Number of core assessments of children in need per 10,000 population aged under 18	81	74	105	104.7		105		
2022SC/ PAFC64	The percentage of core assessments that were completed within 35 working days of their commencement	50.6%	66.3%	65.5%	58		72		
2023SC/ CH01	Children and young people on the Child Protection Register per 10,000 population aged under 18	48	25	34	40		39		
2024SC/ 1219	Percentage of children and young people on the Child Protection Register who are not allocated to a social worker	0.0%	0.3%	0.0%	0		0		
2027SC / CH03	Registrations per 10,000 population aged under 18	50	29	37	39.8		39		
2028SC / PAF A3	Percentage of children on the Child Protection Register who have previously been registered	8.3%	13.3%	11.1%	14		13		
2029SC/ CH04/ KIGS	First time registrations as % of all registrations in the year	91.7%	87.2%	88.9%	86.4		87		

PAF/BV/ Local Ref	Description	Haringey 2004/05	England 2004/05	IPF Data 2004/05	Haringey 2005/06	April 2006	Target 2006/07	Comments	RAG
2030SC/ CH121/ KIGS	% children on CPR at 31 March who are white	37.0%	81.5%	45.6%	49		49		
2031SC/ CH122/ KIGS	% children on CPR at 31 March who are of mixed ethnic origin	15.1%	8.9%	16.6%	13		13		
2032SC/ CH123/ KIGS	% children on CPR at 31 March who are of Asian or Asian British	8.4%	4.6%	10.3%	4.5		4.5		
2033SC/ CH124/ KIGS	% children on CPR at 31 March who are of black or black British	36.6%	6.5%	26.2%	30		30		
2034SC / PAFC20	Percentage of child protection cases which should have been reviewed during the year that were reviewed	100.0%	98.9%	98.9%	99		100		
2035SC / CH10/ KIGS	De-registrations per 10,000 population aged under 18	61.2	30.4	40.5	47.4		40		
2036SC/ PAFC21	Percentage of children de-registered from the Child Protection Register during the year who had been on the Register continuously for two years or more.	12.1%	7.1%	9.8%	5.5		5		
2037SC/ CH12/ KIGS	% S47 enquiries leading to initial CPC & held within 15 days	46.0%	34.5%	28.0%	41.1		40		
2029SC/ SS19	The ratio of the proportion of children on the CPR that were from minority ethnic groups to the proportion of children in the local population that were from minority ethnic groups	0.8%	1.2%	1.2%	1.02		1		
2040SC/ PAFE45	Ratio of the percentage of children in need that were from ethnic minorities to the percentage of children in the local population that were from ethnic minorities	1.3%	1.3%	1.2%	n/a		n/a		
2042SC/ CH39	Children looked after per 10,000 population aged under 18	100.5	Data not recorded	Data not recorded	96.2		93		
2064SC/ PAFC68	Percentage of children looked after cases which should have been reviewed during the year which were reviewed during the year	NEW for 2005/06	NEW for 2005/06	NEW for 2005/06	82		96		
2043SC/ PAF A1	Percentage of children looked after with three or more placements during the year.	14.7%	13.3%	14.0%	13		13		

PAF/BV/ Local Ref	Description	Haringey	England	IPF Data	Haringey	April	Target	Comments	RAG
		2004/05	2004/05	2004/05	2005/06	2006	2006/07		
2044SC/ PAF D35	Percentage of children who had been looked after continuously for at least four years, who had been in their foster placement for at least two years.	50.9%	49.2%	47.7%	54		60		
2065SC	Looked after children aged under 16 who have been looked after for 2.5 or more years and have been living in the same placement for at least 2 year, or who are placed for adoption	NEW for 2005/06	NEW for 2005/06	NEW for 2005/06	76		80		
2052SC/ CH44	Percentage of children looked after in residential accommodation	27.2%	Data not recorded	Data not recorded	25		20		
2054SC/ DIS 1111	Percentage of looked after children fostered by relatives or friends	8.0%	Data not recorded	Data not recorded	8.1		9.5		
2056SC/ PAFB7	Percentage of children looked after in foster placements or placed for adoption	70.3%	81.1%	75.4%	73.8		80		
2058SC/ 1115	The percentage of looked after children adopted during the year who were placed for adoption within 12 months of their best interest decision being made	53.0%	Data not recorded	Data not recorded	81		70		
2059SC/ PAFC23	Percentage of looked after children adopted during the year as a percentage of the number of children looked after who had been looked after for 6 months or more	5.2%	7.7%	5.9%	6.4		7		
2060SC/ 1114	Percentage of looked after children who are allocated to a social worker	98.8%	Data not recorded	Data not recorded	100		100		
5026SC	What % of children with disabilities aged 14+ had a transition plan to support their move from children's services into adult services	- up to 75%			2 - up to 75%				

**The Children's Service: Performance Monitoring
STAY SAFE**

Date of Review:

-  Target Not Met/Action Not Achieved
-  To Be Kept Under Review
-  Target Met/Action Achieved

Projects and Action

CL = Changing Lives - The Haringey Children and Young Peoples Plan

Ref	Target	Reference/ Planning Documents/Actions	Key Contact	Comments		RAG
				1st Quarter Apr 06 - Jun 06 (reporting end July 06)		
	PRIORITY EIGHT – We will reduce the incidence of specific dangers affecting some or all children and young people in the community, in partnership with parents and the wider community and through the implementation of the Pan-London child protection procedures. Specifically we will:					
(CL)P8.1	Reduce alcohol and drug misuse amongst young people together with the effects of parental alcohol and drug misuse on children and young people.	PCT Development Plan SSI and C&F Service Plans	CW / MD / CH			
(CL)P8.2	Reduce road traffic fatalities and casualties in children and young people under 25, and especially for boys aged 11-15 – the age group at greatest risk.	Road Traffic Action Plan	Corporate contact			
(CL)P8.3	Raise awareness of, and prevent belief-centred abuse of children and young people.	LSCB Action Plan C&F Service Plan	JD / CH			
(CL)P8.4	Reduce offences against children and young people, through targeted work in specific neighbourhoods acting on police intelligence.	LSCB Action Plan C&F Service Plan	JD / CH			
(CL)P8.5	Reduce risk to specific groups, for example, those at risk of sexual exploitation, those with disabilities and those subjected to domestic violence.	LSCB Action Plan C&F Service Plan	JD / CH			

Ref	Target	Reference/ Planning Documents/Actions	Key Contact	Comments	RAG
				1st Quarter Apr 06 - Jun 06 (reporting end July 06)	
(CL)P8.6	Ensure that the quality of multi-agency procedures and practice to safeguard children and young people continue to be both monitored and improved. As part of this we will implement guidance on the recruitment and selection of staff who work with children and young people and on joint protocols that advise on child protection issues in the context of parental mental ill health and parents with learning disabilities.	LSCB Action Plan C&F Service Plan	JD / CH		
	PRIORITY NINE – We will renew our efforts to reduce bullying, discriminatory incidents and the gang culture in line with what young people have told us is most important to them. Specifically we will:				
(CL)P9.1	Strengthen our work by asking young people to feed back directly to the LSCB on an annual basis the range of solutions to bullying they have suggested through the consultation process e.g.	LSCB Action Plan C&F Service Plan Youth Offending Service Action Plan	JD / CH / JC		
	restorative justice				
	peer mediation				
	mentoring				
	a bullying hotline				
(CL)P9.2	Identify and reduce bullying and other discriminatory incidents year on year through a forward programme that draws upon the information young people give us, and that involves all partners, including schools, youth centres and other settings. We will commission pilot projects to test new approaches.	LSCB Action Plan C&F Service Plan Youth Offending Service Action Plan	JD / CH / JC		
	PRIORITY TEN – We will create more safe places for children to play and for young people to go by working with partners from the Council, the police and the voluntary sector. Specifically we will:				
(CL)P10.1	Open new youth facilities in 2006 that build on the quality of what is on offer to young people, including the further development of the Personal, Social, Health and Citizenship Education curriculum in schools and extended schools.	Youth Service Plan SII Service Plan	AK / MD		
(CL)P10.2	Improve the quality and range of play provision in the borough supported by a new Play Strategy that will provide the basis of an £800,000 bid to the Big Lottery Fund.	Environment Dept Plans Children's Fund Plans	JM / Jmorris		
(CL)P10.3	Reduce anti-social behaviour, known drug venues and environmental crime, and address young people's fear of crime through the co-ordinated work of the Safer Communities Partnership (including the Street Enforcement Team, the Youth Offending Service, the Anti-Social Behaviour Action Team, the Police and the Parks Constabulary).	Action Plans under the umbrella of the Safer Communities Partnership SII Service Plans	SuS/SP		

Ref	Target	Reference/ Planning Documents/Actions	Key Contact	Comments		RAG
				1st Quarter Apr 06 - Jun 06 (reporting end July 06)		
(CL)P10.4	Increase the amount of targeted diversionary activities in the borough's parks and open spaces through co-ordinated work between the Council, the voluntary and community sector and other agencies, including contributing to the Better Haringey initiative.	Neighbourhood Management Action Plans Youth Service Action Plan Environment Department Better Haringey Plans	ZB JM BE			
	PRIORITY ELEVEN – We will reduce the numbers of children and young people who are involved in crime or become victims of crime. Specifically we will:					
(CL)P11.1	Reduce year on year the number of first time entrants to the youth justice system (Preventing offending).	YOS Action Plans	LJ SuS JD			
(CL)P11.2	Reduce re-offending rates by 5% in 2006/7, when compared with 2002/3, and set appropriate targets thereafter.	YOS Action Plans	LJ SuS JD			
(CL)P11.3	Ensure that 75% of victims of all youth crime referred to Youth Offending Teams are offered the opportunity to participate in a restorative process.	YOS Action Plans	LJ SuS JD			

The Children's Service: Performance Monitoring

ENJOY AND ACHIEVE

Date of Review:

 Target Not Met/Action Not Achieved

 To Be Kept Under Review

 Target Met/Action Achieved

Performance Indicators

PAF/BV/ Local Ref	Description	Haringey 2004/05	England 2004/05	IPF Data 2004/05	Statistical Neighbours	National 2005	Haringey 2005/06	April 2006	Target 2006/07	Comments	RAG
4011YJ	Proportion of supervised juveniles in full time education, training and employment	Jan-Mar 05 62.4%	Jan-Mar 05 74.6%								
3085SC/ PAFC69	Distance children newly looked after placed from home	NEW for 2005/06	NEW for 2005/06	NEW for 2005/06	n/a	n/a	10		8		
3071SC/ 1406	The percentage of children looked after who were pupils in year 11 who were eligible for GCSE (or equivalent) examinations who sat at least one GCSE equivalent exam.	49%	60.30%	51.20%	n/a	n/a	59.7		65		
3072SC/ PAFA2	The percentage of young people leaving care aged 16 or over with at least 1 GCSE grade A*-G	34.3%	51.5%	48.6%	n/a	n/a	50		55		
3073SC/ 1403	The percentage of young people leaving care aged 16 or over with 5 or more GCSEs at grade A*-C or a GNVQ	6.5%	8.0%	9.3%	n/a	n/a	7.6		9		
3074SC/ PAFC24	Percentage of children looked after continuously for at least 12 months, of compulsory school age, who missed at least 25 days schooling for any reason during the previous school year	14.6%			n/a	n/a	13.9		9.9		
3002OF	KS1 Reading Level 2+				80.57%	85.50%	79.39%				
3003OF	KS1 Writing Level 2+				76.81%	82.75%	75.78%				
3004OF	KS1 Maths Level 2+				87.25%	91.39%	87.84%				
3005OF/BV4	KS2 English Level 4+	70%	80% (top quartile)		78.19%	79.49%	73.20%		72% stretch 76%		

PAF/BV/ Local Ref	Description	Haringey	England	IPF Data	Statistical	National	Haringey	April	Target	Comments	RAG
		2004/05	2004/05	2004/05	Neighbours	2005	2005/06	2006	2006/07		
3006OF/BV4	KS2 Maths Level 4+	67%	77% (top quartile)		72.45%	75.51%	68.28%		70% stretch 76%		
3007OF	KS2 Science Level 4+				83.28%	87.17%	78.53%				
BV194a	% of pupils achieving level 5 or above in KS2 English	25%	28% (top quartile)		25.00%	27.00%	25.00%		31%		
BV194b	% of pupils achieving level 5 or above in KS2 Maths	26%	33% (top quartile)		27.00%	31.00%	25.00%		31%		
3008OF	Value Added Measure KS1 to KS2					100.2	100.4				
Local Indicator and LPSA1i	The average point scored of Black African pupils at Key Stage 2	25.5					26.0		LPSA target 26		
Local Indicator and LPSA1ii	The average point scored of Black Caribbean pupils at Key Stage 2	25.5					25.8		LPSA target 26.1		
3009OF/BV1	KS3 English Level 5+	59%	75% (top quartile)		71.56%	74.87%	63.99%		65% stretch 69%		
3010OF/BV1	KS3 Maths Level 5+	58%	76% (top quartile)		69.24%	74.54%	60.71%		62% stretch 65%		
3011OF/BV1	KS3 Science Level 5+	51%	70% (top quartile)		62.20%	70.53%	52.00%		56% stretch 64%		
BV181D	KS3 ICT Level 5+	54%	72% (top quartile)			69.00%	63.00%		62%		
3012OF	Value Added Measure KS2 to KS3	99.6				99.7	99.4				

PAF/BV/ Local Ref	Description	Haringey 2004/05	England 2004/05	IPF Data 2004/05	Statistical Neighbours	National 2005	Haringey 2005/06	April 2006	Target 2006/07	Comments	RAG
3013OF/BV3	% achieving 5+ A* - C	43.70%	56.2% (top quartile)		52.76%	57.10%	48.50%		(stretch 53%) (44% LPSA target)		
	% achieving 5+ A* - C (inc Eng and maths)					44.9%	31.9%		34%		
	% achieving 5+ A* - G	79.70%	90.2% (top quartile)		90.00%	90.0%	85.0%		81%		
BV39	% achieving 5+ A* - G (inc Eng and maths)					87.0%	81.0%				
3014OF	% achieving 1+ A* - G				97.16%	97.02%	94.53%				
3015OF	Average point score at GCSE				346.21	353.31	304.36		310		
3016OF	Capped average point score at GCSE				282.68	288.76	260.60				
3017OF	Value Added Measure KS2 to GCSE/Equivalent					989.10	1003.10				
3018OF	Value Added Measure KS3 to GCSE/Equivalent					992.90	1015.40				
3034OF/BV4	Authorised absence at primary school				5.34%	4.99%	5.20%				
3034OF/BV4	Unauthorised absence at primary school				0.78%	0.43%	1.21%				
3035OF/BV4	Authorised absence at secondary school				6.33%	6.56%	6.72%				

PAF/BV/ Local Ref	Description	Haringey	England	IPF Data	Statistical	National	Haringey	April	Target	Comments	RAG
		2004/05	2004/05	2004/05	Neighbours	2005	2005/06	2006	2006/07		
3035OF/BV4	Unauthorised absence at secondary school				1.33%	1.25%	1.90%				
Local indicators LPSA 2	% half days missed - absence in secondary schools	8.76%			7.70%	7.8%	8.63%		8.40%		
Local indicators LPSA 2	% half days missed - absence in primary schools	6.63			6.10%	5.4%	6.41%		5.60%		
5003OF	Schools with 6th forms: Average point score of students entered for GCE/VCE A/AS	230.53	271.55	238.74							
3061DE	Progress towards the key stage 4 PSA target:ie that by 2004, in all schools, at least 20% should achieve the equivalent of 5 GCSE grades A* - C				2.78%	2.25%	0.00%				
3087OF	Percentage of schools requiring special measures since 2003 over the last 3 years				1.49%	1.48%	1.27%				
3088OF	Percentage of schools requiring a notice to improve since Sept 2005				0.27%	0.54%	1.27%				
3091DE	Percentage of fixed term exclusions in relation to the number of pupils in primary phase					0.03%	Exclusion rate based on less than 3 pupils				
3092DE	Percentage of fixed term exclusions in relation to the number of pupils in secondary phase				7.84%	8.66%	8.96%				
3067AC/195	% of permanently excluded pupils provided with 20 or more hours of alternative provision					80.3%	93.5%				
3089DE	% of primary schools with 25% or more surplus places as at Easter statutory return to the DfES				11.4%	12.4%	6.1%				
3090DE	% of secondary schools with 25% or more surplus places as at Easter statutory return to the DfES				0.0%	7.4%	10.0%				
3070AC/43a	% of new statements of SEN prepared within 18 weeks excluding 'exceptions'	99.02%	100% (top quartile)			98.1%	100.0%		99%		
3070AC/43b	% of new statements of SEN prepared within 18 weeks including 'exceptions'	72%	90.2% (top quartile)			77.9%	84.0%		85%		

Enjoy and Achieve PI

PAF/BV/ Local Ref	Description	Haringey 2004/05	England 2004/05	IPF Data 2004/05	Statistical Neighbours	National 2005	Haringey 2005/06	April 2006	Target 2006/07	Comments	RAG
3097DE	% of permanent exclusions in relation to the number of pupils in special schools					0.33%	0.00%				
6049DE	% of unfilled full time vacancies in relation to number of FTE teachers employed as at January				1.5%	0.7%	2.0%				

The Children's Service: Performance Monitoring ENJOY AND ACHIEVE

Date of Review:

 Target Not Met/Action Not Achieved

 To Be Kept Under Review

 Target Met/Action Achieved

Projects and Action

CL = Changing Lives - The Haringey Children and Young Peoples Plan

Ref	Target	Reference/ Planning Documents/Actions	Key Contact	Comments	RAG
				1st Quarter Apr 06 - Jun 06 (reporting end July 06)	
	PRIORITY TWELVE – We will further improve the quality of early years education. Specifically we will:				
(CL)P12.1	Ensure that by 2007 the quality of provision in the Foundation Stage is judged by Ofsted to be 100% satisfactory with at least 85% and by 2009 90% good or better.	SII Service Plan	RS / RC / DS		
(CL)P12.2	Provide high quality integrated provision for the care and development of young children through Children's Centres (ten centres by April 2006 and a further eight by 2008). Together they will provide more than 700 new childcare places, family and child health services, family support and training opportunities together with childcare places to enable teenage parents to engage in education.	SII Service Plan Children's Network Plan	RS / RC / DS / RoS		
(CL)P12.3	Provide a wide range of Family Learning opportunities to parents and their children at pre-Foundation and Foundation Stage to boost early years attainment levels, particularly for those who are vulnerable.	SII Service Plan Children's Network Plan	RS / RC / DS / RoS		
	PRIORITY THIRTEEN – We will enable children and young people to enjoy wider opportunities through a broad curriculum and out-of-school learning activities. Specifically we will:				
(CL)P13.1	Support schools (at least 30 primary and 4 secondary by 2008) to provide a range of extended services, including play services, for children, young people and families in each Children's Network in line with local needs;	SII Service Plan Extended Schools Plan Children's Network Plan	JK / RoS / CM		
(CL)P13.2	Provide a curriculum that is broad, balanced, stimulating and relevant to Haringey children and young people, with an emphasis on creativity and supplemented by a wider range of enrichment activities to ensure that they are fully engaged with their learning and can achieve to the best of their abilities. See Priority Sixteen.	SII Service Plan Extended Schools Plan	JK / RoS / CM		




Ref	Target	Reference/ Planning Documents/Actions	Key Contact	Comments		RAG
				1st Quarter Apr 06 - Jun 06 (reporting end July 06)		
(CL)P13.3	Support and promote the partnership between mainstream, supplementary and community language schools to ensure that children and young people from Black and Minority Ethnic communities can be better supported to reach their full potential.	SII Service Plan Community Involvement Plan	JK / JJ			
(CL)P13.4	Ensure that 75-80% of 5-16 year olds in Haringey engage in a minimum of two hours of high quality PE and school sport every week and that as many children as possible benefit from high quality play opportunities as a result of our Play Strategy.	SII Service Plan	JK / AviB			
(CL)P13.5	Improve sports and leisure facilities in the borough for children and young people, and by developing a package of education, campaigns and projects sponsored through the Better Places partnership, increase participation in sports and fitness activities and encourage healthy lifestyles. All this work needs to be linked to our aspirations for the 2012 Olympics and will be undertaken in partnership with Environmental Services and local sports and leisure providers in the context of the Sports and Physical Activity Strategy, Open Spaces Strategy and Parks improvement programme.	Plans from Environmental Directorate, SII	Jmorris / JK			
(CL)P13.6	Ensure that the participation of 11-19 year olds in recreational/leisure activities includes at least 55% of the borough's young people.	Youth Service Plan	BE / Avi B / MD			
	PRIORITY FOURTEEN – We will improve attendance and raise standards of achievement for all children and young people reflected across all sections of our community. Specifically we will:					
(CL)P14.1	Reduce the percentage of pupils absent from primary schools from 6.4% (1.2% unauthorised, 5.2% authorised) (January 2006) to 5.8% (1.0% unauthorised, 4.8% authorised) by January 2007 and to 5.4% (0.9% unauthorised, 4.5% authorised) by Jan 2009 and target schools where attendance is not improving consistently..	SII Service Plan	SuS			
(CL)P14.2	Reduce the percentage of pupils absent from secondary schools from 8.63% (1.9% unauthorised, 6.73% authorised) (January 2006) to 8.4% (1.7% unauthorised, 6.7% authorised) in 2007 and to 8.2% (1.6% unauthorised, 6.6% authorised) by Jan 2009 and target schools where attendance is not improving consistently.	SII Service Plan	SuS			
(CL)P14.3	Raise standards in line with targets set by schools by continuing to implement our robust school improvement strategy, including the use of formal procedures under 'schools causing concern' regulations where required. Overall targets for the end of each Key Stage are shown in the table below. In addition support will be targeted to the following groups.	SII Service Plan	JK / RS / JB			
(CL)P14.3a	Post -16 students					

Ref	Target	Reference/ Planning Documents/Actions	Key Contact	Comments		RAG
				1st Quarter Apr 06 - Jun 06	(reporting end July 06)	
	Increase the average A Level point score per student to 210 points by 2006 and to 230 points by 2008 (current baseline 188.8).	SII Service Plan	JK / JB			
	Increase the average point score per exam entry to 75 points by 2006 and to 80 points by 2008 (current baseline 72.3).	SII Service Plan	JK / JB			
(CL)P14.3b	Children and young people from minority ethnic communities					
	Reduce further year on year the current attainment gap between students from African, Caribbean, Turkish and Kurdish communities with White UK students by at least another 2% for each group.	SII Service Plan	JK / JB / RS			
(CL)P14.3c	Looked After Children					
	By 2007 100% of looked after children have Personal Education Plans (2006 baseline 92%) which set out what support they need to receive in school and which will be reviewed regularly.	SII Service Plan	CH			
	In 2006 14% of looked after young people who have been in care for 12+ months will achieve 5+A*-C GCSEs at the end of Year 11 (age 16) (2005 results 12%), 45% will achieve 5+A*-G GCSEs (2005 results 41%) and 60% will achieve 1+A*-G GCSE (2005 results 57%).	SII Service Plan	JK / CH			
(CL)P14.3d	High Attainers					
	Increase the percentage of 11 year olds attaining Level 5 in English to 26% in 2006 and to 28% in 2007 (2005 result 25%) and in Maths to 26% in 2007 and to 28% in 2009 (2005 result 25%).	SII Service Plan	JK / RS			
	Increase the percentage of pupils attaining 4 or more A*/A grades at GCSE to 12% in 2006 and to 14% in 2007 (2005 result 11%).	SII Service Plan	JK / JB			
(CL)P14.3e	Low Attainers					
	Reduce the percentage of 11 year olds in 2006 attaining Level 2 or below in English to 9% (2005 result 9.9%), and the percentage attaining Level 2 or below in Maths to 9.2% (2005 result 10.1%).	SII Service Plan	JK / RS			

Ref	Target	Reference/ Planning Documents/Actions	Key Contact	Comments		RAG
				1st Quarter Apr 06 - Jun 06	(reporting end July 06)	
	Ensure that by 2006 96% of young people leave school with at least one formal qualification, and by 2007 at least 99% do so (2005 result 95%).	SII Service Plan	JK / JB			
(CL)P14.3f	Children and Young People with Special Educational Needs (SEN)					
	Ensure that children and young people with SEN access a wide range of educational opportunities and specialisms and take part in inclusive learning experiences.	SII Service Plan	JK / JB / KW			
	Ensure that children and young people with SEN achieve the highest standards and that their progress is positively measured and reported through appropriate tools such as P Scales.	SII Service Plan	JK / JB / KW			
	Ensure that the provision specified in statements remains under review to ensure that the needs of children and young people are met.	C&F Service Plans / SEN Policy	CH / PDL / KW			
(CL)P14.3g	Pregnant schoolgirls and school-age parents					
	Ensure that every pregnant schoolgirl and school-age parent has an education development and support plan by September 2006.	SII Service Plan	SuS			
	Ensure that 90% of all pregnant schoolgirls and school-age parents have an offer through Connexions under the September guarantee by September 2007 (baseline 45%).	SII Service Plan	SuS			
(CL)P14.3h	Children and young people who move home or schools frequently					
	Improve outcomes for this group of children and young people by working closely with the 10 primary schools with the most mobile pupils (defined using Ofsted data) to reduce the impact of their mobility.	SII Service Plan	SuS			
	Achieve by the end of the academic year 2006/7 a 10% reduction in mobility in each of the targeted schools (compared with 2004/5) and the end of the academic year 2007/8 a 20% reduction.	SII Service Plan	SuS / Hamid Khan			

**The Children's Service: Performance Monitoring
MAKE A POSITIVE CONTRIBUTION**

Date of Review:

-  Target Not Met/Action Not Achieved
-  To Be Kept Under Review
-  Target Met/Action Achieved

Performance Indicators

PAF/BV/ Local Ref	Description	Haringey 2004/05	England 2004/05	IPF Data 2004/05	Haringey 2005/06	April 2006	Target 2006/07	Comments	RAG
4015SC/ PAFC18	Final warnings and convictions of children looked after	2.9%	3.1%		1.8		1.7		
4016SC/ PAFC63	Percentage of children and young people who communicated their views specifically for their latest statutory review	96.1%	82.3%	87.3%	96		97		

The Children's Service: Performance Monitoring

MAKE A POSITIVE CONTRIBUTION

Date of Review:

	Target Not Met/Action Not Achieved
	To Be Kept Under Review
	Target Met/Action Achieved

Projects and Action

CL = Changing Lives - The Haringey Children and Young Peoples Plan

Ref	Target	Reference/ Planning Documents/Actions	Key Contact	Comments	RAG
				1st Quarter Apr 06 - Jun 06 (reporting end July 06)	
	PRIORITY FIFTEEN – We will empower children and young people to have a more effective voice in decision making. Specifically we will:				
(CL)P15.1	Implement a new strategy for children and young people's participation in 2006 that will set out plans to:	Participation Policy and Plans	JJ		
	Equip children and young people with the tools and skills they need to participate at all levels,				
	Develop more opportunities for children and young people to come together to have their voice heard and to hold service providers to account on issues which affect or are of concern to them, and				
	Ensure that we report back to children and young people the action taken in response to their views.				
(CL)P15.2	Ensure that this strategy impacts upon all children and young people in the borough including the most vulnerable groups.	Participation Policy and Plans	JJ		
(CL)P15.3	Strengthen the Youth Forum by electing a young Mayor during democracy week in October 2006 and by electing young people to represent Haringey at the UK Youth Parliament.	Participation Policy and Plans	JJ / BE		
	PRIORITY SIXTEEN – We will ensure that children and young people living in Haringey are given wider opportunities to broaden their experiences and equip them to live in a global society. Specifically we will:				
(CL)P16.1	Ensure that greater numbers of children and young people in Haringey have more opportunity to benefit from:	SSI Service Plans	MD		
	a global (international) dimension in their education				
	living in an Olympic capital city,				

MPC Projects and Action


Ref	Target	Reference/ Planning Documents/Actions	Key Contact	Comments	RAG
				1st Quarter Apr 06 - Jun 06 (reporting end July 06)	
	visits to other countries and experiences of new cultures, including aspects of Britain, for example, the countryside including the outdoor pursuits centre in Wales,				
	greater awareness and understanding of different cultures and faith communities,				
	creative pursuits, including playing a musical instrument, experiencing the Arts, including Performing Arts,				
	out of school activities, including the offer from the Youth Service.				
	PRIORITY SEVENTEEN – We will work together to give a more positive profile to children and young people drawing attention to their positive contributions and celebrating their achievements. Specifically we will:				
(CL)P17.1	Encourage the expansion of a number of initiatives that develop positive self esteem in children and young people, for example, family learning, academic mentoring, peer mentoring and emotional literacy.	SII Service Plans EP Service Plan	All advisers to schools		
(CL)P17.2	Work with children, young people, parents and communities to create a Children's Day to celebrate the achievements of all Haringey's children and young people, and especially to share its diversity.	Participation Policy and Plans	JJ		
(CL)P17.3	Work systematically to create positive images of children and young people in all ethnic groups encouraging external agencies, including the press, to celebrate achievement.	Participation Policy and Plans	JJ / IB		
(CL)P17.4	Empower parents to maximise their pivotal role of in supporting their children to make a positive contribution and support them to combat deprivation through educational opportunity	Participation Policy and Plans	JJ		


The Children's Service: Performance Monitoring

ACHIEVE ECONOMIC WELL BEING

Date of Review:

 Target Not Met/Action Not Achieved

 To Be Kept Under Review

 Target Met/Action Achieved

Performance Indicators

PAF/BV/ Local Ref	Description	Haringey 2004/05	England 2004/05	IPF Data 2004/05	Haringey 2005/06	April 2006	Target 2006/07	Comments	RAG
5022SC/ PAFA4	Percentage of care leavers in employment, education or training at age 19	48.5%	56.2%		67.2		70		
5037SC	% care leavers at age 19 who are living in suitable accommodation (as judged by the council)	NEW for 2005/06	NEW for 2005/06	NEW for 2005/06	89.4		90		
AEW(SEN /Dis)2 / PAF CF/E67	Percentage of children in need with disabilities living in private households who receive some form of service from the local authority	8.1%	6.4%	6.5%	na		na		

The Children's Service: Performance Monitoring
ACHIEVE ECONOMIC WELL-BEING

Date of Review:

 Target Not Met/Action Not Achieved

 To Be Kept Under Review

 Target Met/Action Achieved

Projects and Action

CL = Changing Lives - The Haringey Children and Young Peoples Plan

Ref	Target	Reference/ Planning Documents/Actions	Key Contact	Comments	RAG
				1st Quarter Apr 06 - Jun 06 (reporting end July 06)	
	PRIORITY EIGHTEEN – We will improve access to services for young people and parents that support them to be more economically active. Specifically we will:				
(CL)P18.1	Increase financial capability among the most disadvantaged communities, including support in accessing benefits such as lone parents' work & family tax credits, subsidised childcare places, education maintenance allowance and community based credit unions.	Customer Services Early Years Plans	IB		
(CL)P18.2	Deliver an ambitious programme of early years' education and childcare to include 18 children's centres by 2008 that will reach almost 15,000 children (including 500 new childcare places by 2006 and a further 200 by 2008) giving them a good start and enabling parents to access the labour market.	Early Years Plans	IB / DS / RC		
(CL)P18.3	Secure by 2010 sufficient 8am-6pm childcare to meet the needs of families in the borough, linking this closely to our extended schools programme.	Early Years Plans	DS / CM / RoS / IB		
(CL)P18.4	Ensure that individual learning pathways are planned with seamless progression as part of the youth offer to support young people's pre-entry and entry level transitions.	SII Service Plans	JK / JB / DW		
(CL)P18.5	Open a new sixth form centre in 2007 to provide an increased number of opportunities for post-16 study at all levels for Haringey young people, especially those in the east of the borough.	BSF OBC	DW / IM		
(CL)P18.6	Extend the range of vocational pathways for 14-19 year olds in all schools and publish a prospectus by September 2006 and online by February 2007, which will give young people and parents the information, advice and guidance they need to make informed choices.	BSF OBC Service Plan	SII IM / DW / JB / JJ / IB		

Ref	Target	Reference/ Planning Documents/Actions	Key Contact	Comments	RAG
				1st Quarter Apr 06 - Jun 06 (reporting end July 06)	
(CL)P18.7	Extend the employers' network to increase the range of work related opportunities available, including apprenticeships with a new framework to support apprentices and employers to improve completion rates.	SII Service Plans	JB / DW		
(CL)P18.8	Increase the range of community based accredited learning opportunities and work placements for young people and adults to improve employability.	SII Service Plans HALS Service Plan	PD / DW / JK		
(CL)P18.9	Ensure that children and young people with disabilities are able to access good quality employment and learning advice that enables them to maximise their potential and to achieve economic wellbeing.	SII Service Plans HALS Service Plan	PD / DW / JK		
	PRIORITY NINETEEN – We will reduce the number of young people between the ages of 16 and 19 who are not in education, employment or training, especially those looked after by the local authority. Specifically we will:				
(CL)P19.1	Ensure that learners in Haringey have access to a broad curriculum, including vocational options, at the level appropriate for their stage in learning - pre-entry, entry, foundation, intermediate or advanced by September 2007 that meets the Pan London Learner Offer 14-19.	SII Service Plan	JK / JB / DW		
(CL)P19.2	Reduce year on year the number of young people not in education, employment or training to 10% by 2007, 9.5% by 2008 & 9.3% by 2009.	SII Service Plan	JK / JB / DW		
(CL)P19.3	Increase the success at Level 1 for 16 -18 year olds to 63% by January 2007 and to 75% by 2009 (the only baseline available is 61% in 2005).	SII Service Plan	JK / JB / DW		
(CL)P19.4	Increase year on year the number of care leavers (over 18 year olds) in education, employment or training to 75% and by 2009 to 80% (baseline of 67% in 05/06)	SII Service Plan C&F Service Plan	Jk / JB / DW / CH		
(CL)P19.5	Work towards 90% of young offenders concluding their orders are in full time education, training or employment (67% currently)	YOS Service Plan	LJ / JD / SuS		

Ref	Target	Reference/ Planning Documents/Actions	Key Contact	Comments	RAG
				1st Quarter Apr 06 - Jun 06 (reporting end July 06)	
(CL)P19.6	Increase opportunities in 14-19 vocational training, enterprise education, work related learning and work based learning.	SII Service Plan	JK / JB / DW		
(CL)P19.7	Pilot Public Sector Apprenticeship in Haringey and increase the number of new apprenticeships available by 10 in 2006, and by another 50 by 2008 (baseline 20 starts and 44 in learning in 2005).	SII Service Plan	JK / JB / DW		
(CL)P19.8	Extend the successful New Start Business Administration apprenticeship scheme organised by the Haringey Adult Learning Service.	SII Service Plan	JK / JB / DW		
	PRIORITY TWENTY – At age 19 we will improve the percentage of young people qualified to Level 2 and Level 3. Specifically we will:				
(CL)P20.1	Increase the percentage of 19 year olds qualified to Level 2 by 2% by March 2007 and by 5% by March 2009 and the percentage of 19 year olds qualified to Level 3 by 1% by March 2007 and by 5% by March 2009, and support them by offering support for transition from school to college or work based learning with clear pathways for progression.	SII Service Plan	JK / JB / DW		
(CL)P20.1	Ensure that models of good practice to improve motivation and achievement are explored and implemented such as the level 3 Health Academy model which leads to health related employment opportunities.	SII Service Plan	JK / JB / DW		
(CL)P20.3	Raise standards at age 18 by opening a new inclusive sixth form centre and by integrating provision across Haringey. In addition, promote work based learning opportunities available through the Haringey Adult Learning Service whilst building on effective partnerships such as that with the College of North East London, to ensure that all young people have access to effective provision across the area to match their needs.	SII Service Plan	JK / JB / DW		

The Children's Service: Performance Monitoring SERVICE MANAGEMENT

Date of Review:

RED Target Not Met/Action Not Achieved

AMBER To Be Kept Under Review

GREEN Target Met/Action Achieved

Performance Indicators

PAF/BV/ Local Ref	Description	Haringey	England	IPF Data	Haringey	April	Target	Comments	RAG
		2004/05	2004/05	2004/05	2005/06	2006	2006/07		
6003SC/ BU07	Total PSS budget per capita	£562	£357		562		558		
6004SC/ EX12	Percentage of PSS expenditure on provision for children and families	30.9%	25.7%	31.4%	29		34		
6005SC/ BU01	PSS budget for children and families per population aged under 18	£847	£469	£793	847		821		
6006SC/ EX61	Gross expenditure on services to children per capita aged under 18	£732	£448	£736	871		878		
6009SC/ EX 77	Expenditure on family support services per capita aged under 18	£68	£67	£97	69		65		
6024SC/ PAF B8	Weekly cost placing child in children's homes and foster care	£772	£688	£765	735		693		
6053SC/ DIS	The estimated percentage of current staff working with children in need who are suitably skilled and qualified as at 31 March as in the 2004 VCI audit	NEW FOR 2005/06	NEW FOR 2005/06	NEW FOR 2005/06	100		100		
6044SC/ PAFD59	Practice learning: Assessed social work practice days/ (WTE) social worker Children's Services employees	7.14	not available	not available	13.2		18		
6045SC/ EX66	Gross expenditure on adoption services per capita aged under 18	32.8	16	27.3	33		31		
6011SC/ DIS3118 (modified)	Percentage of SSD directly employed staff for children that left during the year	12.8%	12.4%	15.7%	10.9		10		
6012SC/ DIS3119 (modified)	Percentage of SSD directly employed posts for Children and Families vacant on 30 September	2.80%	12.10%	16.10%	20.1		18		
6013SC/ DIS3120 (modified)	Percentage of working days/shiftslost to sickness absence during the financial year for social services staff working with children and families	7.31%	6.13%	4.59%	6.2		6		

PAF/BV/ Local Ref	Description	Haringey 2004/05	England 2004/05	IPF Data 2004/05	Haringey 2005/06	April 2006	Target 2006/07	Comments	RAG
6015SC/ DIS3121	Percentage of SSD gross current expenditure...training (complete)	5.9%	3.7%	3.4%	5.2		5.43		
6016SC/ DIS3123	Percentage of residential childcare workers who have achieved level 3 in the GNVQ 'Caring for Children and Young People'	59.0%	46.5%	41.6%	21		49		
6017SC/ DIS3124	The percentage of social workers and residential managers working with children who need to obtain the childcare PQ who have achieved the PQ1 award in childcare	27.0%	36.1%	34.1%	11		20		
6020SC/ ST03	SSD operational staff working specifically for children's services (WTEs) per 10,000 population 0-17	45.4%	27.2%	32.0%	49.8		50		
6021SC/ ST12	Social workers and care managers specifically for children (WTEs) per 10,000 populaiton 0-17	30.2%	17.5%	22.5%	23.6		24		
6022SC/ EX62	Gross expenditure on children looked after per capita aged under 18	299.1	190.7	303.8	871		878		